

ENGINEERING
TOMORROW



Service Guide

AK-SC 255 to AK-SM 800 Database Conversion

ADAP-KOOL® Refrigeration Control System



1. Retrieve AK-SC 255 database. File should end in '.s55' extension and can be extracted from unit via USB or PC with AKA65 software.

**If 255 firmware is not v2.191 or higher, database must be upgraded offline via AKA65 software after retrieval. Contact Danfoss for procedure on this.*

2. Copy program onto a standard USB stick.

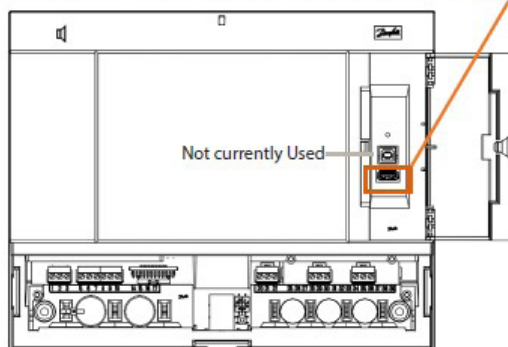
3. Press 'Gear'/Configuration button at top right of keypad so you are prompted to login. Factory password is 12345, then press OK.



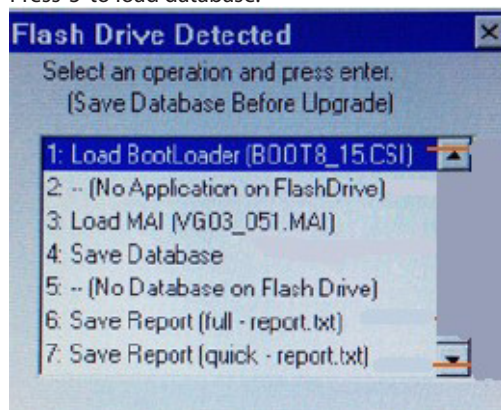
4. Open door to right of display, plug USB stick into USB port.

USB Access door


Active USB Flash drive (use for load/save database and AK-SM software) User Authorization required'



5. Once USB is connected, pop-up window below should appear. Press '5' to load database.



**If prompt does not appear, press menu button on keypad*



and select '7' for Flash Drive

6. Database will automatically load and controller reset. After reset, USB stick can be removed.
7. After upload is complete, press Menu button and go to 6 for 'Information'. Bottom of screen will highlight programming items that did not carry over to AK-SM 800.

ENGINEERING
TOMORROW

Danfoss

Danfoss can accept no responsibility for possible errors in catalogues, brochures and other printed material. Danfoss reserves the right to alter its products without notice. This also applies to products already on order provided that such alternations can be made without subsequential changes being necessary in specifications already agreed.
All trademarks in this material are property of the respective companies. Danfoss and Danfoss logotype are trademarks of Danfoss A/S. All rights reserved.
