

Installation Guide

Electrically Operated Expansion Valve Types AKV 10- n (n= 1 – 7)

068R9514

Refrigerants:
R744, R22/R407C, R404A/R507, R410A, R134a, R407A, R23.
For other refrigerants, please contact Danfoss.

Max. working pressure:
AKV 10 (n=1 - 6) PS/MWP = 52 barg (753 psig)
AKV 10 n=7 PS/MWP = 42 barg (610 psig)

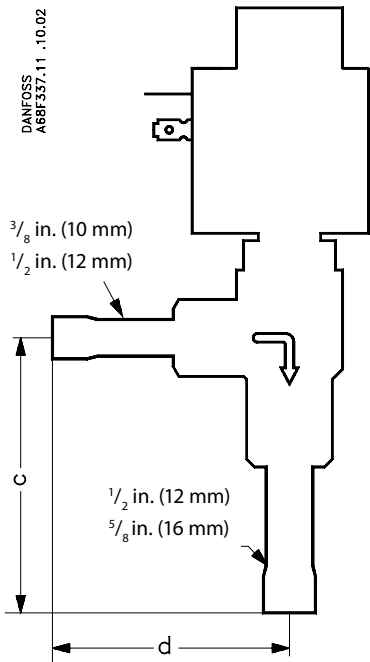
Max. test pressure: Pe = 60 barg (869 psig)

Max. differential pressure: MOPD = P₁ - P₂ = 18 bar (260 psi)

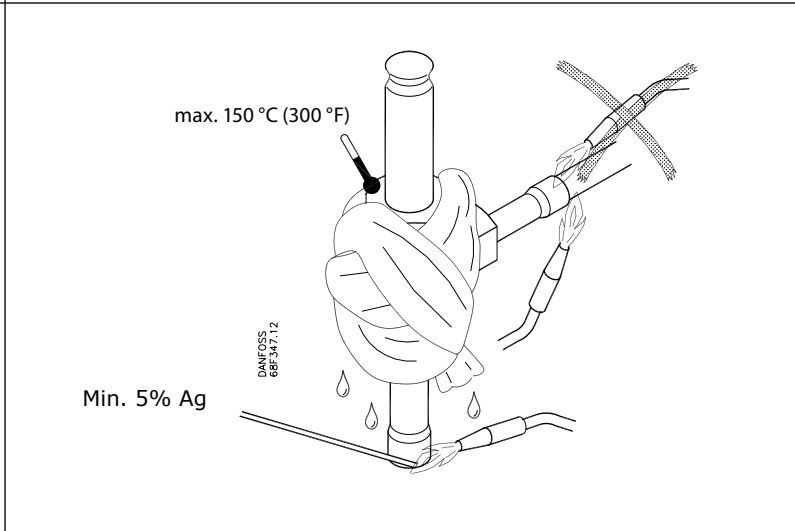
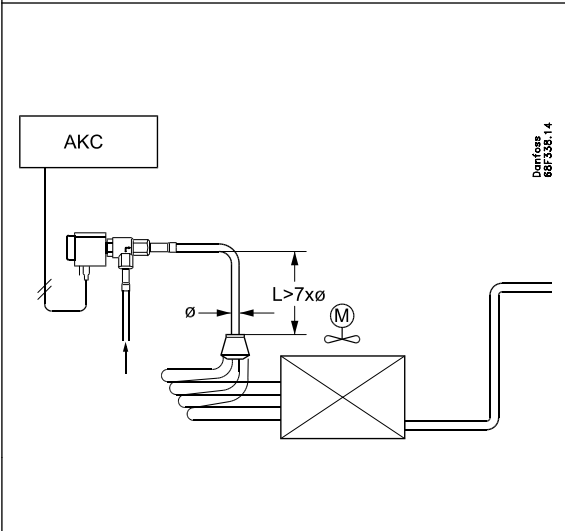
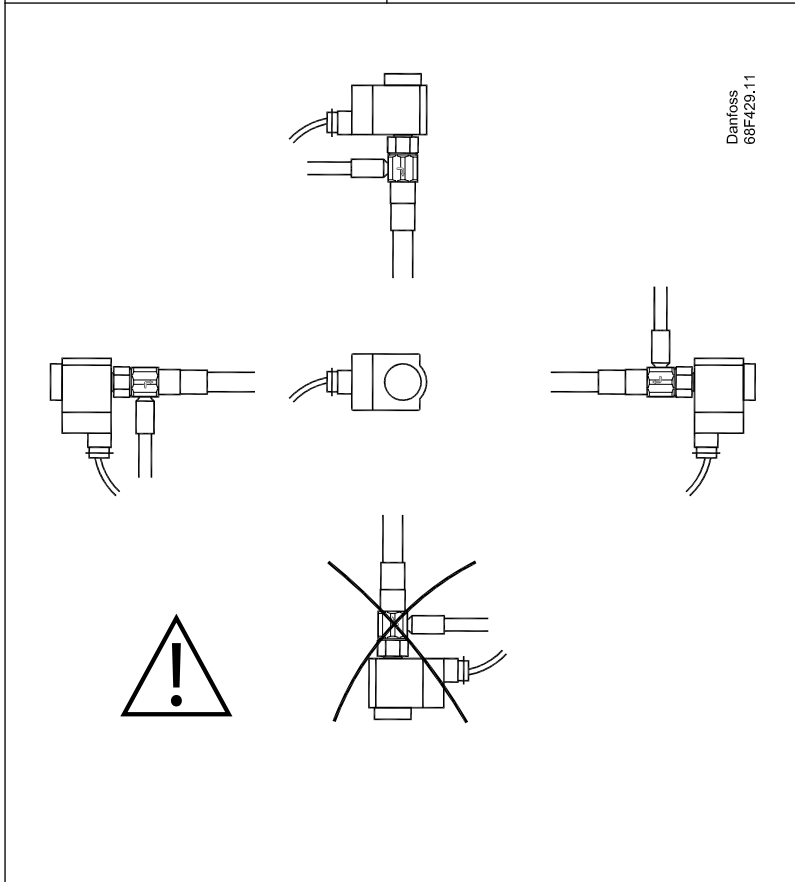
068R9514

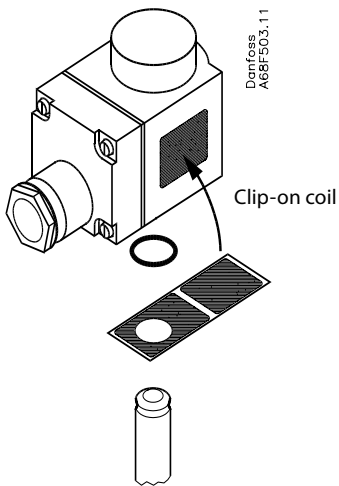
Media temperatur range:
t_{media} -50 °C (-58 °F)
t_{media} 60 °C (140 °F)

Ambient temperatur range:
t_{amb} Min. -50 °C (-58 °F)
t_{amb} Max. 50 °C (120 °F)

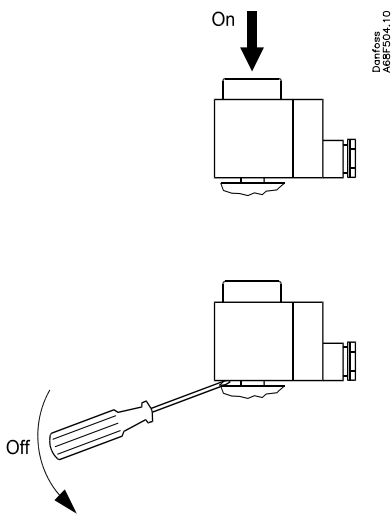
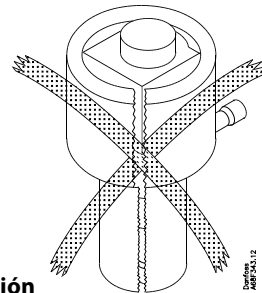


	AKV 10-1, AKV 10-2, AKV 10-3, AKV 10-4, AKV 10-5, AKV 10-6	AKV 10-7
c	75	73
d	67	75

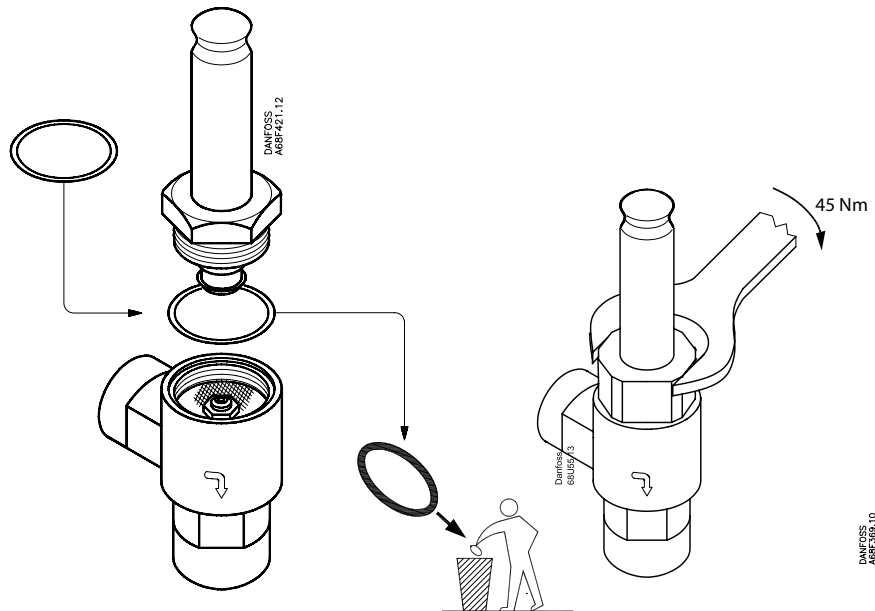




(en-gb) Do not insulate
(da) Må ikke isoleres
(de) Nicht isolieren
(fr) Ne pas isoler
(es) No encerrar
paraevitar condensación



Warning
Never switch on power to the coil when the coil is dismantled from the valve. Otherwise the coil may be damaged and there is risk of injuries and burns.



en-gb	da	de	fr	es
The gasket must be exchanged, if the valve is dismantled	Pakningen skal skiftes, hvis ventilen adskilles	Bei Zerlegung des Ventils muß die Dichtung ausgetauscht werden.	Changer le joint chaque fois que la vanne est démontée	Es preciso cambiar la junta si se desmonta la válvula