



REFRIGERATION AND
AIR CONDITIONING

Instructions

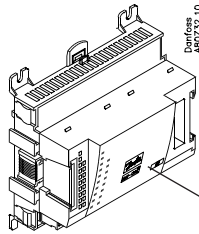
AK-XM 204B



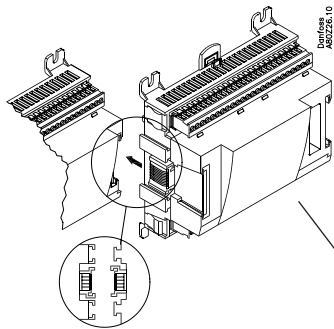
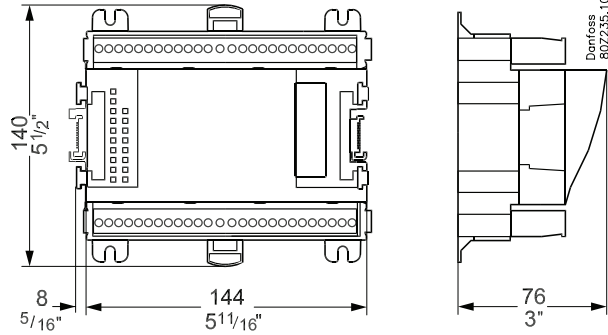
080R9216



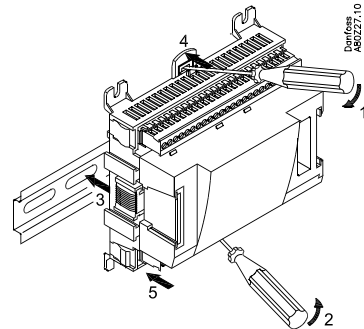
RI8HK602



080Z0018



AK-XM 204B



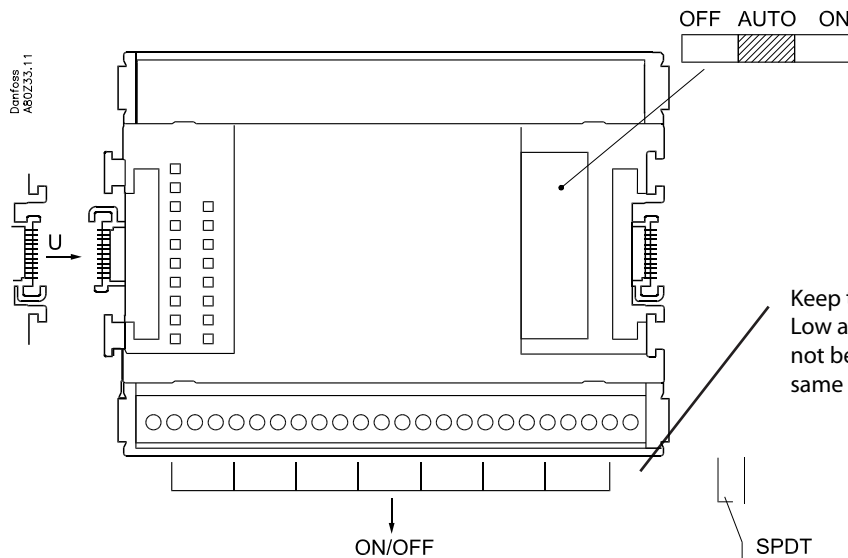
CE

-20° < t_{amb} < 55°C
-0°F < t_{amb} < 130°F
0 - 95% RH, non condensing
IP10 / VBG4
UL: E357029



Warning
Ensure power is disconnected before adding or removing Modules

DO x 8

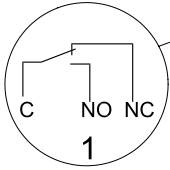
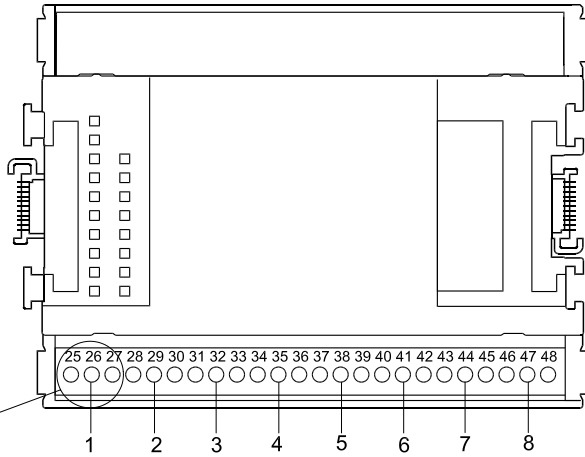


Keep the safety distance
Low and high voltage must not be connected to the same output group

Max. 230 V
AC-1: max. 4 A (ohmic)
AC-15: max. 3 A (Inductive)

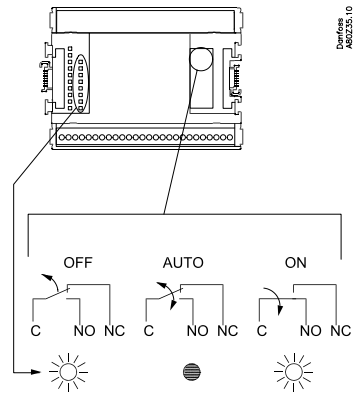
Point

Danfoss
AB0Z34.10



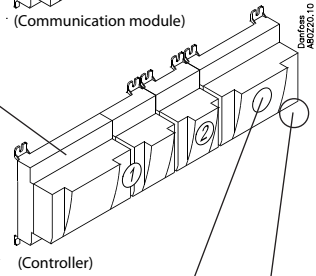
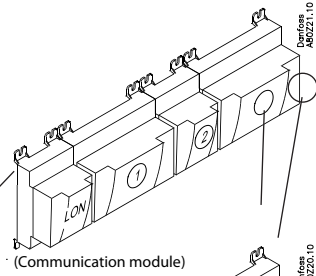
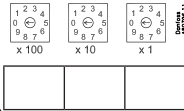
Override (off / Auto / on)

Danfoss
AB0Z35.10



	Signal	Active at
	Comp 1	ON / OFF
	Comp 2	
	Fan 1	
	Alarm	

Address



Signal	Active at	Module	Point	Terminals
			1 (DO 1)	25-26-27
			2 (DO 2)	28-29-30
			3 (DO 3)	31-32-33
			4 (DO 4)	34-35-36
			5 (DO 5)	37-38-39
			6 (DO 6)	40-41-42
			7 (DO 7)	43-44-45
			8 (DO 8)	46-47-48

The Product contains electrical components
And may not be disposed together with domestic waste.
Equipment must be separate collected with Electrical and Elec-
tronic waste. According to Local and currently valid legislation.