

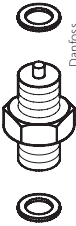


Spare parts and accessories

Pressure switch

KP

Description		Qty.	Code no.	Description		Qty.	Code no.	
	Front cover for single switch	1	060-008666 ¹⁾		Angle bracket		060-105666	
	Front cover for dual switch	1	060-011366 ¹⁾		Bracket	1		
					Screw, M4 x 6	4		
	Top cover for single switch		060-109766		Locking plate with screw		060-018966	
	Top plate	1			Plate (1)	1		
	Screw	2			Screw (2)	1		
	Top cover for dual switch		060-109866					
	Top plate	1						
	Screw	2						
	Protective cap for single switch	1	060-003166		Seal screw for locking plate		2	060-105766
	Protective cap for dual switch	1	060-003266					
	IP55 Enclosure for single switch	1	060-033066		Screwed cable entry, Pg 13.5		060-105966	
					Cable entry	1		
					Nut	1		
	IP55 Enclosure for dual switch	1	060-035066					
	Wall bracket		060-105566					
	Bracket	1						
	Screw, M4 x 6	4						
	Washer	4						

¹⁾ Can be used only if compliance with UL 353 is not needed.

Description	Code no. Multi pack	Code no. Industrial pack	Description	Qty.	Code no.
Capillary tube, copper ¼ inch or 6 mm flare nut	21 mm tube "tail"			Nipple M10 × 0.75 / G ¼ A 060-010466	
				Nipple	1
	0.5 m	–		Alu gasket	2
	1.0 m	060-004866		Cutting ring coupling for 6 mm steel tube	
	1.5 m	–			
	2.0 m	060-016366		1	060B121066
	50 mm tube "tail"			Weld nipple M10 × 0.75 for NH ₃ 060-005766	
	0.5 m	–			Union
	1.0 m	060-017166		Nipple, OD 6 mm × 150 mm	1
	1.5 m	–		Alu gasket	1
	2.25 m	060-017666		Damping device, ID = 0.3 mm	
	with Schraeder valve opener				
	0.5 m	–		2	060-104866
	1.0 m	–			
	1.5 m	060-002366			
Capillary tube, steel not for NH ₃	¼ inch or 6 mm flare nut				
	1.0 m	060-016766			
	1.5 m	060-016866			
Capillary tube, steel for NH ₃	M10 × 0.75				
	1.0 m	060-007866			
	G ¾ and M10 × 0.75				
	1.0 m	060-008266			

¹⁾ 50 pcs.

²⁾ 40 pcs.