

Danfoss A/S6430 Nordborg
Denmark
CVR nr.: 20 16 57 15Telephone: +45 7488 2222
Fax: +45 7449 0949**EU DECLARATION OF INCORPORATION****Danfoss A/S**

System Solutions and New Business

declares under our sole responsibility, that the following partly completed machinery is in conformity with the following parts of the Machinery Directive and that relevant technical documentation is compiled.

Product category: Condensing units

Type designation(s):

Product Range	Type Description	Product Version
Optyma™	OP-LCQ*; OP-LGQ*; OP-MCR*; OP-MGR*	A02, C25, A14
	OP-LCH*; OP-LCQ*; OP-MCH*; OP-MCG*; OP-LCN*; OP-MCN*; OP-SC**; OP-NL**; OP-TL**; OP-DL**; NL**; SC**; TL**; FR**; FF**	A00, A01, A04, A09, A10, A11, N0, N1, N2, T0, T1, T2



*: followed by 10 characters

** : followed by 6 characters

Machinery Directive, 2006/42/EC

Following essential health and safety requirements have been applied and fulfilled (Annex I)

EN 60335-1:2012 + A11:2014 – Household and similar electrical appliances – Safety-Part 1: General requirements.

Date: 2023.03.07 Place of issue: Z.I de Reyrieux 01600 Trévoux, France	Issued by  Signature: Name: Renevier Gaël Title: Head of R&D – SY	Date: 2023.03.07 Place of issue: 1769 E. Paul Dirac D Tallahassee, FL 32310, USA	Approved by  Signature: Name: Jose Lopes Alvares Title: Head of System Solutions
---	--	---	---

Danfoss only vouches for the correctness of the English version of this document. In the event of the document being translated into any other language, the translator concerned must be liable for the correctness of the translation.



EN 60335-2-34:2013 - Household and similar electrical appliances – Safety. Part 2-34: Particular requirements for motor-compressors.

The partly completed machinery is in conformity with the following other directive(s), regulation(s), harmonized standard(s) or other normative document(s), provided it/they are used in accordance with our instructions.



Eco-design Directive 2009/125/EC

Establishing a framework for the setting of Eco-design requirements for energy-related products.

Regulation (EU) 2015/1095

Implementing Eco-design Directive 2009/125/EC with regards to Eco-design 2018 requirements for professional refrigerated storage cabinets, blast cabinets, condensing units and process chillers. Product information required in tables 4 and 5 of the regulations at annex V are available for individual products with approved refrigerant fluids in Coolselector®2 Software, which can be freely downloaded at website <https://www.danfoss.com>.

Condensing unit measurements are made according to standard EN 13771-2:2017 – Compressor and condensing units for refrigeration-performance testing and test methods – Part 2: Condensing units.

<p>Date: 2023.03.07 Place of issue: Z.I de Reyrieux 01600 Trévoux, France</p>	<p>Issued by  Signature: Name: Renevier Gaël Title: Head of R&D – SY</p>	<p>Date: 2023.03.07 Place of issue: 1769 E. Paul Dirac D Tallahassee, FL 32310, USA</p>	<p>Approved by  Signature: Name: Jose Lopes Alvares Title: Head of System Solutions</p>
---	--	---	---

Danfoss only vouches for the correctness of the English version of this document. In the event of the document being translated into any other language, the translator concerned must be liable for the correctness of the translation.

Pressure Equipment Directive 2014/68/EU



The piping of these partly completed machinery follows Art. 4.3 (Sound Engineering Practice).

The classifications of the pressure equipment used in the condensing units are as listed below:

Pressure Equipment	Part Description	Category/Article
Safety Device	Pressure Switch	IV
Pressure Accessory	Pressure Transmitter	Article 4.3
Pressure Accessory	Expansion Valve (EVR)	Article 4.3
Vessel	Compressor (SC, NL, MP, NB, FR, NF, GS, ML, NP, NX, MTZ, NTZ)	I & II
Vessel	Receiver (Volume 0.8L, 1.1, 1.3L)	Article 4.3
Vessel	Receiver (Volume 1.6L, 3L, 3.4L, 5.2L, 6.2L)	I
Vessel	Receiver (Volume 7.3L, 7.8L, 10L, 14.3L)	II
Vessel	Filter Drier	Article 4.3
Vessel	Receiver - Filter Drier	Article 4.3
Vessel	Condenser (F&T)	Article 4.3
Vessel	Condenser 25.4S (A7 - 021U0983)	Article 4.3
Vessel	Condenser 25.4S (D7 - 021U0982)	Article 4.3
Vessel	Condenser 25.4S (G7 - 021U0984)	Cat. 1
Vessel	Condenser 25.4S (J7 - 021U0985)	Cat. 1
Piping	Sight Glass	Article 4.3
Piping	Service Valves	Article 4.3

This partly completed machinery must not be used before the final machinery into which it is to be incorporated has been declared in conformity with the Machinery Directive and other relevant directives.

By reasoned request by national authorities, we undertake to transmit relevant information about the partly completed machinery. The issuer of this declaration is also the person who is authorized to compile relevant technical documentation in accordance with part B of Annex VII.

Date: 2023.03.07 Place of issue: Z.I de Reyrieux 01600 Trévoux, France	Issued by  Signature: Name: Renevier Gaël Title: Head of R&D – SY	Date: 2023.03.07 Place of issue: 1769 E. Paul Dirac D Tallahassee, FL 32310, USA	Approved by  Signature: Name: Jose Lopes Alvares Title: Head of System Solutions
---	--	---	---

Danfoss only vouches for the correctness of the English version of this document. In the event of the document being translated into any other language, the translator concerned must be liable for the correctness of the translation.

Danfoss A/S6430 Nordborg
Denmark
CVR nr.: 20 16 57 15Telephone: +45 7488 2222
Fax: +45 7449 0949**UK DECLARATION OF INCORPORATION****Danfoss A/S**

System Solutions and New Business

declares under our sole responsibility, that the following partly completed machinery is in conformity with the following parts of the Supply of Machinery (Safety) Regulations and that relevant technical documentation is compiled.

Product category: Condensing units

Type designation(s):

Product Range	Type Description	Product Version
Optyma™	OP-LCQ*; OP-LGQ*; OP-MCR*; OP-MGR*	A02, C25, A14
	OP-LCH*; OP-LCQ*; OP-MCH*; OP-MCG*; OP-LCN*; OP-MCN*; OP-SC**; OP-NL**; OP-TL**; OP-DL**; NL**; SC**; TL**; FR**; FF**	A00, A01, A04, A09, A10, A11, N0, N1, N2, T0, T1, T2



*: followed by 10 characters

** : followed by 6 characters

Supply of Machinery (Safety) Regulations 2008

Following essential health and safety requirements have been applied and fulfilled Schedule 2 part 1 Annex I

BS EN 60335-1:2012 + A11:2014 – Household and similar electrical appliances – Safety-Part 1: General requirements.

Date: 2023.03.07 Place of issue: Z.I de Reyrieux 01600 Trévoux, France	Issued by  Signature: Name: Renevier Gaël Title: Head of R&D – SY	Date: 2023.03.07 Place of issue: 1769 E. Paul Dirac D Tallahassee, FL 32310, USA	Approved by  Signature: Name: Jose Lopes Alvares Title: Head of System Solutions
---	--	---	---

Danfoss only vouches for the correctness of the English version of this document. In the event of the document being translated into any other language, the translator concerned must be liable for the correctness of the translation.



BS EN 60335-2-34:2013 - Household and similar electrical appliances – Safety. Part 2-34: Particular requirements for motor-compressors.



The partly completed machinery is in conformity with the following other directive(s), regulation(s), harmonized standard(s) or other normative document(s), provided it/they are used in accordance with our instructions.

Energy Information (Amendment) (EU Exit) Regulations 2019

Establishing a framework for the setting of Eco-design requirements for energy-related products.

Implementing Eco-design Directive 2009/125/EC with regards to Eco-design 2018 requirements for professional refrigerated storage cabinets, blast cabinets, condensing units and process chillers. Product information required in tables 4 and 5 of the regulations at annex V are available for individual products with approved refrigerant fluids in Coolselector®2 Software, which can be freely downloaded at website <https://www.danfoss.com>.

Condensing unit measurements are made according to standard EN 13771-2:2017 – Compressor and condensing units for refrigeration-performance testing and test methods – Part 2: Condensing units.

<p>Date: 2023.03.07 Place of issue: Z.I de Reyrieux 01600 Trévoux, France</p>	<p>Issued by  Signature: Name: Renevier Gaël Title: Head of R&D – SY</p>	<p>Date: 2023.03.07 Place of issue: 1769 E. Paul Dirac D Tallahassee, FL 32310, USA</p>	<p>Approved by  Signature: Name: Jose Lopes Alvares Title: Head of System Solutions</p>
---	--	---	---

Danfoss only vouches for the correctness of the English version of this document. In the event of the document being translated into any other language, the translator concerned must be liable for the correctness of the translation.

Pressure Equipment (Safety) Regulations 2016



The piping of these partly completed machinery follows Sound Engineering Practice.

The classifications of the pressure equipment used in the condensing units are as listed below:

Pressure Equipment	Part Description	Category/Article
Safety Device	Pressure Switch	IV
Pressure Accessory	Pressure Transmitter	Article 4.3
Pressure Accessory	Expansion Valve (EVR)	Article 4.3
Vessel	Compressor (SC, NL, MP, NB, FR, NF, GS, ML, NP, NX, MTZ, NTZ)	I & II
Vessel	Receiver (Volume 0.8L, 1.1, 1.3L)	Article 4.3
Vessel	Receiver (Volume 1.6L, 3L, 3.4L, 5.2L, 6.2L)	I
Vessel	Receiver (Volume 7.3L, 7.8L, 10L, 14.3L)	II
Vessel	Filter Drier	Article 4.3
Vessel	Receiver - Filter Drier	Article 4.3
Vessel	Condenser (F&T)	Article 4.3
Vessel	Condenser 25.4S (A7 - 021U0983)	Article 4.3
Vessel	Condenser 25.4S (D7 - 021U0982)	Article 4.3
Vessel	Condenser 25.4S (G7 - 021U0984)	Cat. 1
Vessel	Condenser 25.4S (J7 - 021U0985)	Cat. 1
Piping	Sight Glass	Article 4.3
Piping	Service Valves	Article 4.3

This partly completed machinery must not be used before the final machinery into which it is to be incorporated has been declared in conformity with the Machinery Regulations and other relevant regulations.

By reasoned request by national authorities, we undertake to transmit relevant information about the partly completed machinery. The issuer of this declaration is also the person who is authorized to compile relevant technical documentation in accordance with part B of Schedule 2 part 7 Annex VII

Date: 2023.03.07 Place of issue: Z.I de Reyrieux 01600 Trévoux, France	Issued by  Signature: Name: Renevier Gaël Title: Head of R&D – SY	Date: 2023.03.07 Place of issue: 1769 E. Paul Dirac D Tallahassee, FL 32310, USA	Approved by  Signature: Name: Jose Lopes Alvares Title: Head of System Solutions
---	--	---	---

Danfoss only vouches for the correctness of the English version of this document. In the event of the document being translated into any other language, the translator concerned must be liable for the correctness of the translation.