



REFRIGERATION AND
AIR CONDITIONING

Instructions

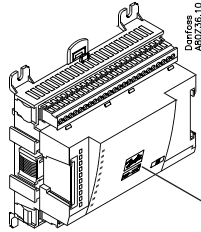
AK-XM 205A



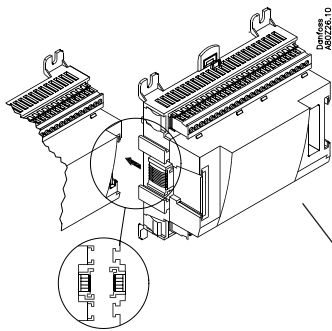
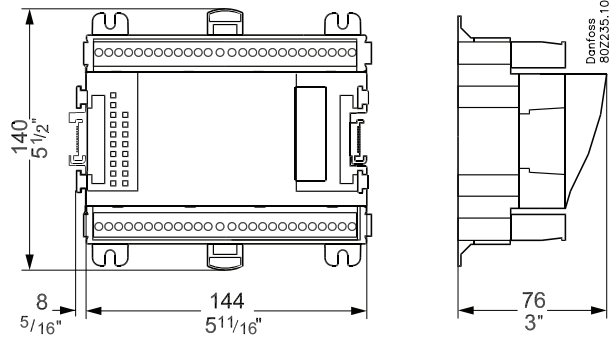
080R9217



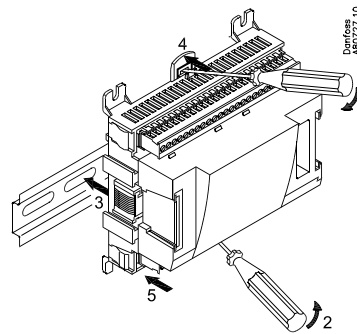
RI8HL602



080Z0010



AK-XM 205A



CE

-20° < t_{amb} < 55°C
-0°F < t_{amb} < 130°F
0 - 95% RH, non condensing
IP10 / VBG4
UL: E357029



Warning

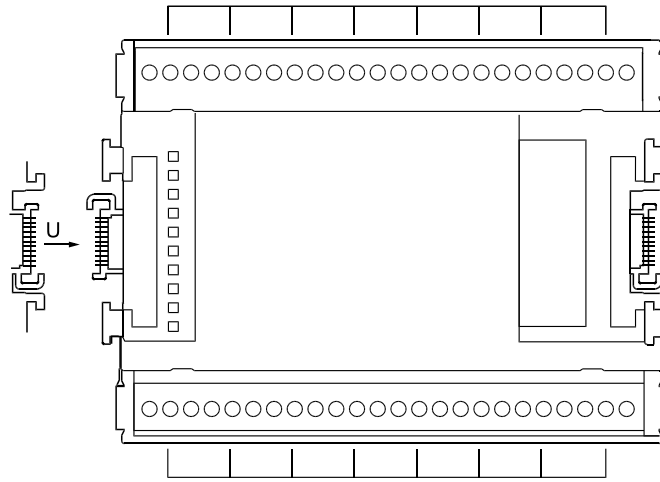
Ensure power is disconnected before adding or removing Modules

AI x 8
DO x 8

Danfoss
A60Z37.11

AI

max. 10 V



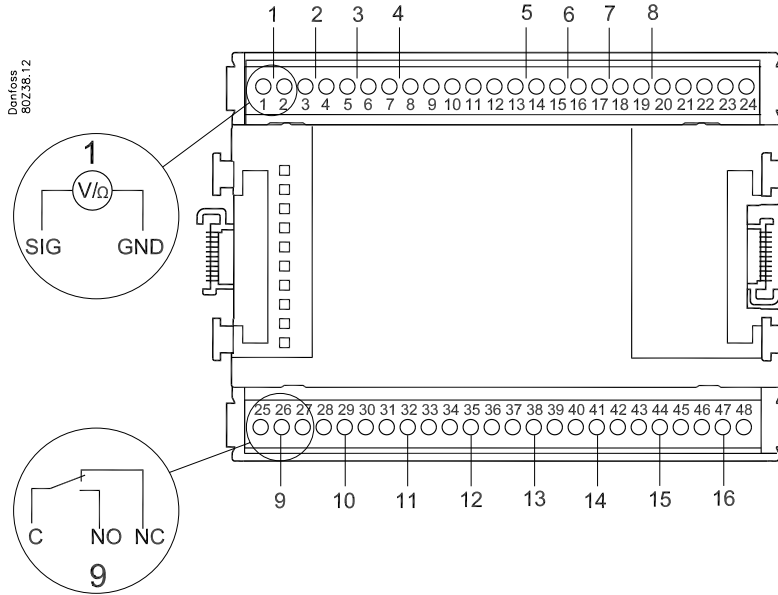
ON/OFF

Keep the safety distance
Low and high voltage must not be connected to the same output group

SPDT

Max. 230 V
AC-1: max. 4 A (ohmic)
AC-15: max. 3 A (Inductive)

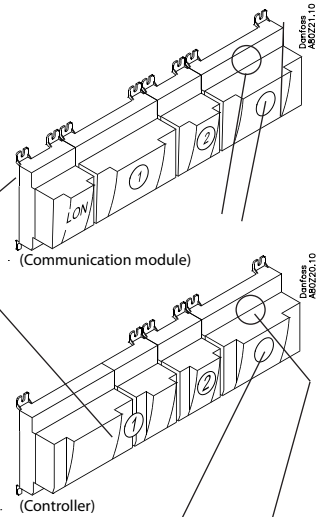
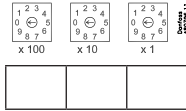
Point



- Terminal 9: 12V
- Terminal 10: 5V
- Terminal 21: 12V
- Terminal 22: 5V
- Terminal 11, 12, 23, 24:

	Signal	Signal type
S (sensor) Pt 1000 ohm/0°C 	S1 S2 Saux1 Saux2 SSA SdA	Pt 1000
P (pressure) AKS 32R AKS 2050 AKS 32 	P0A P0B PcA PcB Paux	AKS 32R AKS 2050 MBS 8250 -1 - xx bar AKS 32 -1 - zz bar
U (voltage) 	...	0 - 5 V 0 - 10 V
On/Off 	Ext. Main switch Day/ Night Door	Active at: Closed / Open
DO 	Comp 1 Comp 2 Fan 1 Alarm	Active at: ON / OFF

Address



Signal	Signal type / Active at	Module	Point	Terminals
			1 (AI 1)	1 - 2
			2 (AI 2)	3 - 4
			3 (AI 3)	5 - 6
			4 (AI 4)	7 - 8
			5 (AI 5)	13 - 14
			6 (AI 6)	15 - 16
			7 (AI 7)	17 - 18
			8 (AI 8)	19 - 20
			9 (DO 1)	25-26-27
			10 (DO 2)	28-29-30
			11 (DO 3)	31-32-33
			12 (DO 4)	34-35-36
			13 (DO 5)	37-38-39
			14 (DO6)	40-41-42
			15 (DO7)	43-44-45
			16 (DO8)	46-47-48

The Product contains electrical components and may not be disposed together with domestic waste. Equipment must be separate collected with Electrical and Electronic waste. According to Local and currently valid legislation.