

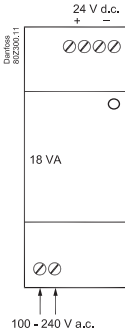
# Instructions



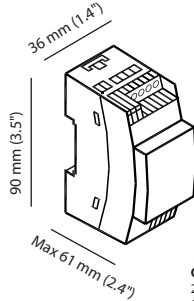
## Power supply AK-PS 075, AK-PS 150, AK-PS 250

080R9257

### AK-PS 075, 080Z0053



**Input Voltage**  
100 - 240 V a.c.  
50-60 Hz  
0.4 A (120 V a.c.) /  
0.2 A (230 V a.c.)

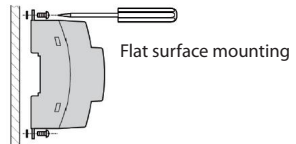
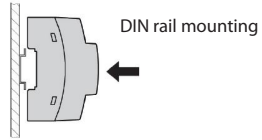


**Output:**  
24 V d.c.  
0.75 A  
18 VA

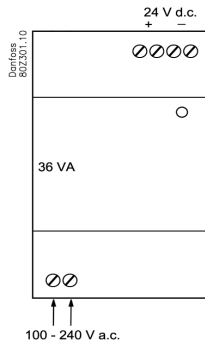
### Mounting

The power supply can be snapped onto all mounting rails in accordance with EN 50022-35. Ensure mounting rails are fixed horizontally.

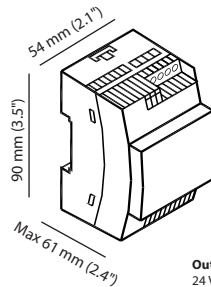
In order to comply with the UL approval, use copper cables that are designed for operating temperatures of 75 °C (167 °F)



### AK-PS 150, 080Z0054



**Input Voltage**  
100 - 240 V a.c.  
50-60 Hz  
0.85 A (120 V a.c.) /  
0.4 A (230 V a.c.)

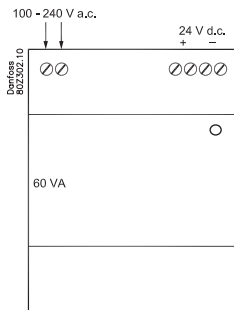


**Output:**  
24 V d.c.  
1.5 A  
36 VA

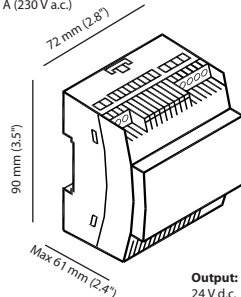
### Environmental Range:

IP20  
Operation:  
-25°C  $t_{amb}$  +70°C (-13°F <  $t_{amb}$  < 158°F)  
Derating of output current:  
2.5 % /K > +55°C (131°F)  
Storage:  
-40°C to +85°C (-40°F <  $t_{amb}$  < 185°F)  
Humidity:  
0 - 95% RH, non condensing

### AK-PS 250, 080Z0055




**Input Voltage**  
100 - 240 V a.c.  
50-60 Hz  
1.4 A (120 V a.c.) /  
0.65 A (230 V a.c.)



**Output:**  
24 V d.c.  
2.5 A  
60 VA

### Approvals



Class II

080R9257

## Connection / Connecting cable

To achieve a reliable and shockproof connection, strip the connecting ends according to table 1!

Table 1 Tableau 1 Tabla 1:	Starr Solid Rigide	Flexibel Stranded Souple Flexible	AWG	Anzugsmoment Torque Couple de serrage Par de apriete		Abisolierlänge Stripping length Longueur à dénuder Longitud a desaislar
	[mm <sup>2</sup> ]	[mm <sup>2</sup> ]		[Nm]	[lb in]	
① ②	0,2-2,5	0,2-2,5	24-12	0,6-0,8	5-7	L [mm] 6,5

## Fuse

For device protection, there is an internal fuse (250 V AC / 125 V d.c.):

AK-PS 075 = 1.25 AT

AK-PS 150 = 3.15 AT

AK-PS 250 = 3.15 AT



If the internal fuse is triggered, there is most probably a malfunction in the device. In this case, the device must be replaced!

## LED

LED	
On	Off
Normal operation of the power supply	<ol style="list-style-type: none"> <li>1. The output voltage is less than 21.5 V. There is a secondary consumer short circuit or overload.</li> <li>2. There is no input voltage or there is a device fault</li> </ol>

## Load Table AK I/O Modules

The AK-PS \_\_\_ has an output rating to power I/O devices in any combination. Refer to table below for individual I/O device power requirements.

Module name	Description	Inputs & Outputs	Power
AK-CM 101_ / 102_	Communications module		2 VA
AK-XM 101_	Universal input module	8 universal inputs	2 VA
AK-XM 102_	Digital input module (low voltage) / (high voltage)	8 digital inputs,	2 VA
AK-XM 103_	Universal input module & analog output module	4 universal inputs, 4 analog outputs	2 VA
AK-XM 107_	Pulse measuring	8 pulse inputs	2 VA
AK-XM 204_	Digital output module	8 relay outputs	5 VA
AK-XM 205_	Universal analog input & digital output module	8 relay outputs, 8 universal inputs	5 VA
AK-XM 208_	Bipolar stepper output module	4 bipolar stepper outputs	5 VA
AK-CC_ / PC_ ...	AK controller		8 VA